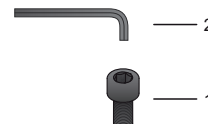
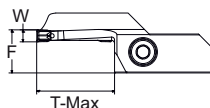
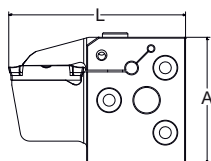


CCFR...40-A

Cartucce per scanalatura frontale con inserto 4 mm / Cartridges for face grooving with 4 mm insert



Codice Articolo Item Code	D min	D max	T-max	L	A	F	W	Inserto Insert	Peso Weight	Prezzo Price
Profondità di taglio 12 mm / Depth of cut 12 mm										
CCFR 3048 40 12-A	30	56	12	47	42	14,5	4,0	CTSN 25-40	0,13 kg	€ 104,00
CCFR 4860 40 12-A	48	68	12	47	42	14,5	4,0	CTSN 25-40	0,13 kg	€ 104,00
CCFR 6075 40 12-A	60	83	12	47	42	14,5	4,0	CTSN 25-40	0,13 kg	€ 104,00
CCFR 75100 40 12-A	75	108	12	47	42	14,5	4,0	CTSN 25-40	0,13 kg	€ 104,00
CCFR 100150 40 12-A	100	158	12	47	42	14,5	4,0	CTSN 25-40	0,13 kg	€ 104,00
CCFR 150-> 40 12-A	150	>158	12	47	42	14,5	4,0	CTSN 25-40	0,13 kg	€ 104,00
Profondità di taglio 24 mm / Depth of cut 24 mm										
CCFR 3048 40 24-A	30	56	24	59	42	14,5	4,0	CTSN 25-40	0,14 kg	€ 109,00
CCFR 4860 40 24-A	48	68	24	59	42	14,5	4,0	CTSN 25-40	0,14 kg	€ 109,00
CCFR 6075 40 24-A	60	83	24	59	42	14,5	4,0	CTSN 25-40	0,14 kg	€ 109,00
CCFR 75100 40 24-A	75	108	24	59	42	14,5	4,0	CTSN 25-40	0,14 kg	€ 109,00
CCFR 100150 40 24-A	100	158	24	59	42	14,5	4,0	CTSN 25-40	0,14 kg	€ 109,00
CCFR 150-> 40 24-A	150	>158	24	59	42	14,5	4,0	CTSN 25-40	0,14 kg	€ 109,00

Base / Basements



MTS-...-C2C3C-A | p. 28

Parti di Ricambio / Spare Parts



1



2


VB0518

CBR40

€ 4,00

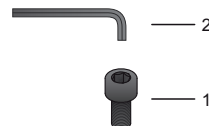
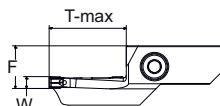
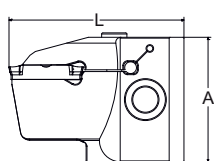
€ 4,00

Direzione rotazione Antioraria
Counter clock wise rotation



CCFL...40-B

Cartucce per scanalatura frontale con inserto 4 mm / Cartridges for face grooving with 4 mm insert



Codice Articolo Item Code	D min	D max	T-max	L	A	F	W	Inserto Insert	Peso Weight	Prezzo Price
Profondità di taglio 12 mm / Depth of cut 12 mm										
CCFL 3048 40 12-B	30	56	12	47	42	14,5	4,0	CTSN 25-40	0,13 kg	€ 104,00
CCFL 4860 40 12-B	48	68	12	47	42	14,5	4,0	CTSN 25-40	0,13 kg	€ 104,00
CCFL 6075 40 12-B	60	83	12	47	42	14,5	4,0	CTSN 25-40	0,13 kg	€ 104,00
CCFL 75100 40 12-B	75	108	12	47	42	14,5	4,0	CTSN 25-40	0,13 kg	€ 104,00
CCFL 100150 40 12-B	100	158	12	47	42	14,5	4,0	CTSN 25-40	0,13 kg	€ 104,00
CCFL 150> 40 12-B	150	>158	12	47	42	14,5	4,0	CTSN 25-40	0,13 kg	€ 104,00
Profondità di taglio 24 mm / Depth of cut 24 mm										
CCFL 3048 40 24-B	30	56	24	59	42	14,5	4,0	CTSN 25-40	0,14 kg	€ 109,00
CCFL 4860 40 24-B	48	68	24	59	42	14,5	4,0	CTSN 25-40	0,14 kg	€ 109,00
CCFL 6075 40 24-B	60	83	24	59	42	14,5	4,0	CTSN 25-40	0,14 kg	€ 109,00
CCFL 75100 40 24-B	75	108	24	59	42	14,5	4,0	CTSN 25-40	0,14 kg	€ 109,00
CCFL 100150 40 24-B	100	158	24	59	42	14,5	4,0	CTSN 25-40	0,14 kg	€ 109,00
CCFL 150-> 40 24-B	150	>158	24	59	42	14,5	4,0	CTSN 25-40	0,14 kg	€ 109,00

Base / Basements



MTS-...-C1C4C-B | p. 28

Parti di Ricambio / Spare Parts



VB0518

€ 4,00



CBR40

€ 4,00

Direzione rotazione Oraria
Clock wise rotation

